

ELECTRICAL SPECIFICATIONS

FREQUENCY _____ 7 KHz - 26.5 GHz

INSERTION LOSS
 100 kHz - 12.4 GHz _____ 0.50 dB MAX
 12.4 - 26.5 GHz _____ 1.0 dB MAX
 BETTER THAN -3 dB BANDWIDTH 7 kHz - 26.5 GHz

VSWR
 7kHz TO 18 GHz _____ 1.35:1 MAX
 18 GHz TO 26.5 GHz _____ 1.50:1 MAX

VOLTAGE RATING _____ 100 VOLTS (INNER ONLY)

IMPEDANCE _____ 50 OHMS

OPERATING TEMPERATURE RANGE _____ -65°C TO +125°C

MATERIALS

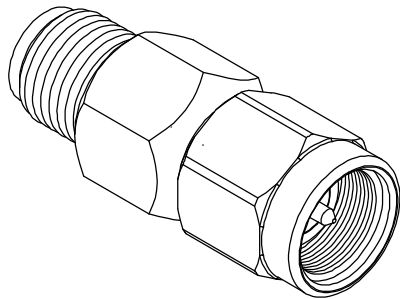
CENTER CONTACT _____ BERY COPPER ALLOY C17200
 OR C17300 IAW ASTM B196/B197
 GOLD PLATED PER MIL-PRF-39012 (ASTM-B488)

CONNECTOR BODY
 AND COUPLING NUT _____ STAINLESS STEEL IAW A582,
 TYPE 303, PASSIVATED PER QQ-P-35

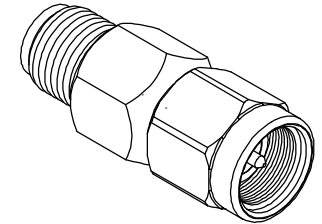
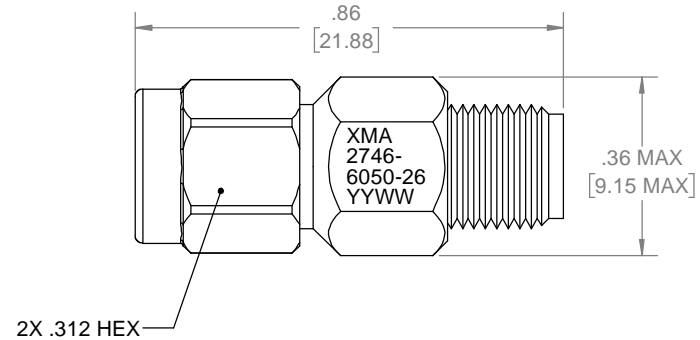
CONNECTOR MATERIALS, FINISHES AND MATING INTERFACE
 DIMENSIONS COMPLY WITH MIL-PRF-39012 AND MIL-STD-348

MARKING

PART LOOKS LIKE PRODUCT IMAGE ABOVE.
 PART MARKING ORIENTATION AND FORMAT AS SHOWN.
 MARKING TO BE AS LARGE AS POSSIBLE, CLEAR, AND READABLE.
 YYWW EQUALS DATE CODE.



REVISIONS				
REV	DESCRIPTION	ECO #	DATE	APPROVED
A	REDRAW IN SOLIDWORKS	14-232	6/12/14	T.KUHN
B	ADDED DATE CODE	15-053	3/4/15	T.KUHN
C	CHANGED TA IN BOM; VSWR	20-127	8/10/20	T.KUHN



QTY.	PART NUMBER	DESCRIPTION	ITEM NO.
	2746-6050-26	DC BLOCK, SMA-m/f, 7KHz - 26.5GHz, 100V	
1	TA-2746-6050-23LEU	DC BLOCK, SMA m/f, 7KHz - 23GHz, 100V, UNMARKED	1

DRAWING PRACTICES PER ANSI-Y-14.5
 MIL-STD-100 & 1000

DIMENSIONS ARE IN INCHES AND
 APPLY BEFORE / AFTER PROCESSING

SURFACE
 ROUGHNESS $\sqrt{63}$
 μINCHES

FINISH:

SEE NOTES

MATERIAL:

SEE NOTES

NOTE:
 THIS DRAWING INCORPORATES
 THIRD ANGLE PROJECTION.

INTERPRET IAW ANSI Y14.5-1982

UNLESS OTHERWISE SPECIFIED
 TOLERANCES IN:

DECIMALS	INCH	[MM]
.X"	.05"	[1.27]
.XX"	.03"	[.76]
.XXX"	.010"	[.25]

ANGLES ±0°30'

REMOVE ALL BURRS/SHARP W/
 BREAK / R OF .003" TO .0005"
 UNLESS OTHERWISE NOTED
 DIAS CONCENTRIC <.003 T.I.R.

DO NOT SCALE PRINT

DRAWN DATE
 McCORMICK 6/12/14

CHECKED DATE
 McCORMICK 6/12/14

ENG. APPR. DATE
 T.KUHN 6/12/14

Phone: 603-222-2256 Fax: 603-222-2259
 150 Dow Street, Manchester, NH 03101

TITLE
 DC BLOCK, SMA m/f, 7KHz - 26.5GHz,
 100V

SIZE B	CAGE CODE 3HT76	DRAWING NUMBER 2746-6050-26	REV C
SCALE	PLATED AREA SQ. IN	SHEET 1 OF 1	