

SPECIFICATIONS

ELECTRICAL

FREQUENCY RANGE _____ DC - 26.5 GHz
 VSWR _____ SEE TABLE
 IMPEDANCE _____ 50 OHMS
 TEMPERATURE RANGE _____ 4 KELVIN TO +125°C
 (150°C STORAGE)
 POWER (AVG) _____ 1 WATTS
 POWER DERATES LINEARLY FROM +45°C TO <10% @+125°C
 POWER (PEAK) _____ 500 WATTS
 (<5 μ SEC PW, <1% DUTY CYCLE)

MECHANICAL

INNER CONDUCTOR: _____ BERYLLIUM COPPER PER
 ASTM B196 & B197.
 OUTER CONDUCTOR: _____ STAINLESS STEEL, PER ASTM
 A484 & A582, CLASS 303, COND. A.
 DIELECTRIC: _____ TEFLON PER ASTM D1710.

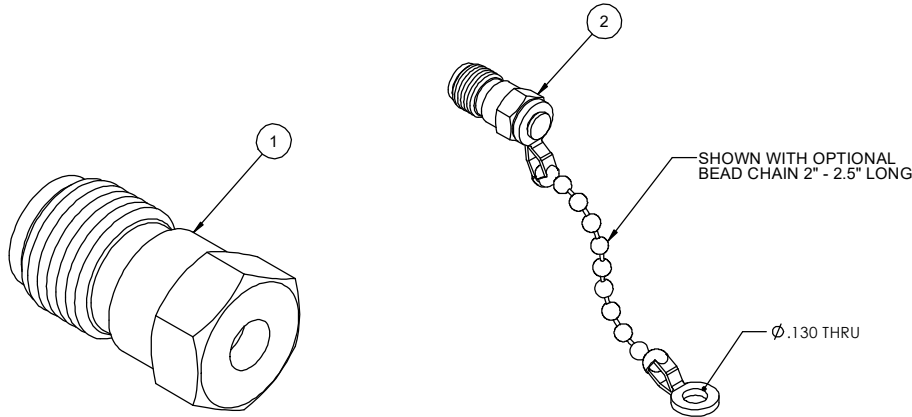
FINISH

INNER CONDUCTOR: _____ GOLD PLATED PER MIL-PRF-39012.
 HOUSING/COUPLING NUT FINISH PER SUFFIX (REPLACING -0X IN P/N)
 -00 OUTER CONDUCTOR/NUT GOLD PLATED
 -02 OUTER CONDUCTOR/NUT PASSIVATED SS
 CONNECTOR INTERFACE COMPLIES WITH MIL-PRF-39012 AND MIL-STD-348
 FOR SMA MATING CHARACTERISTICS.

RoHS COMPLIANT DEVICE

MARKING

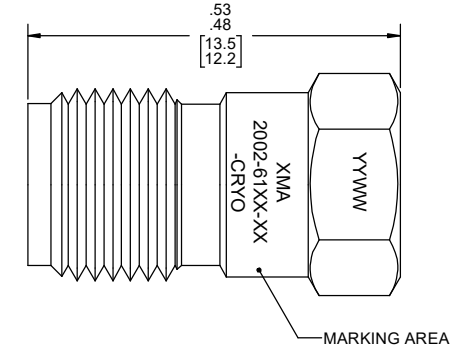
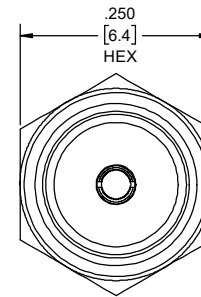
PART LOOKS LIKE PRODUCT IMAGE ABOVE.
 PART MARKING ORIENTATION AND FORMAT AS SHOWN.
 MARKING TO BE AS LARGE AS POSSIBLE, CLEAR AND READABLE.
 YYWW EQUALS DATE CODE.
 ADD "C" TO THE END OF PART NUMBER FOR CHAINED UNITS. (EXCLUDING
 PARTS 2002-6105-0X AND 2002-6115-0X)



REVISIONS				
REV	DESCRIPTION	ECO #	DATE	APPROVED
-	INITIAL RELEASE	17-157	10/11/17	T.KUHN
A	4-12.4GHz VSWR WAS 1.05:1, 6117 AND 6117	18-121	8/13/18	T.KUHN
B	CHANGED VSWR FOR -6117 & -6111	20-027	2/20/20	T.KUHN

FREQUENCY (GHz)	VSWR DC-4 (GHz)	VSWR 4-12.4 (GHz)	VSWR 12.4-18 (GHz)	VSWR 18-26.5 (GHz)	PART NUMBER
DC-4	DC-1 1.05:1 2-4 1.10:1	-	-	-	2002-6151-0X-CRYO
DC-12.4	1.05:1	1.10:1	-	-	2002-6116-0X-CRYO
DC-18	1.05:1	1.10:1	1.25:1	-	2002-6144-0X-CRYO
	1.05:1	1.15:1	1.15:1	-	2002-6105-0X-CRYO *
	1.05:1	1.15:1	1.15:1	-	2002-6100-0X-CRYO
	1.05:1	1.15:1	1.20:1	-	2002-6101-0X-CRYO
	1.09:1	1.17:1	1.23:1	-	2002-6143-0X-CRYO
	1.05:1	1.10:1	1.15:1	-	2002-6117-0X-CRYO
	1.10:1	1.10:1	1.15:1	-	2002-6111-0X-CRYO
	1.05:1	1.15:1	1.20:1	-	2002-6112-0X-CRYO
DC-26.5	1.10:1	1.20:1	1.30:1	-	2002-6113-0X-CRYO
	1.10:1	1.20:1	1.30:1	-	2002-6115-0X-CRYO *
	1.05:1	1.10:1	1.20:1	1.30:1	2002-6110-0X-CRYO
1.05:1 + .007f (GHz) 1.05 @ DC TO 1.24 @ 26.5 GHz					2002-6119-0X-CRYO

* WITH 2" TO 2.5" MONEL BEAD CHAIN



NO CHAIN	CHAIN	PART NUMBER	DESCRIPTION	ITEM NO.
		2002-61XX-0X-CRYO	TERMINATION, SMA-f, DC-26.5 GHz	
1	-	TA-2002-6000-0XYYU-CRYO	ASSEMBLY, TERMINATION, SMA-f, DC-26.5 GHz, UNMARKED	1
-	1	TA-2002-6000-0XYYUC-CRYO	ASSEMBLY, TERMINATION, SMA-f, DC-26.5 GHz, CHAINED, UNMARKED	2

DRAWING PRACTICES PER ANSI Y14.5
 DIMENSIONS ARE IN INCHES AND APPLY BEFORE/AFTER PROCESSING
 SURFACE ROUGHNESS 63
 FINISH: SEE NOTE
 MATERIAL: SEE NOTE
 NOTE: THIS DRAWING INCORPORATES THIRD ANGLE PROJECTION.
 INTERPRET LAW ANSI Y14.5-1982

UNLESS OTHERWISE SPECIFIED TOLERANCES IN:
 DECIMALS INCH (MM)
 .X" .05" [1.27]
 .XX" .03" [.76]
 .XXX" .01" [.25]
 ANGLES ±0°30'
 REMOVE ALL BURRS/SHARP W/ BREAK / R OF .003" TO .0005"
 UNLESS OTHERWISE NOTED DIAS CONCENTRIC <.003 T.I.F.
 DO NOT SCALE PRINT

DRAWN DATE MCCORMICK 10/11/17
 CHECKED DATE MCCORMICK 10/11/17
 ENG APPR. DATE T.KUHN 10/11/17
 THESE DRAWINGS AND SPECIFICATIONS ARE THE PROPERTY OF XMA CORP. OR OMNI SPECTRA AND SHALL NOT BE REPRODUCED, COPIED NOR USED IN WHOLE OR IN PART AS A BASIS FOR THE MANUFACTURE OR SALE OF OTHER ITEMS WITHOUT THE EXPRESS WRITTEN PERMISSION OF XMA CORP.

XMA Omni Spectra[®]
 Phone: 603-222-2256 Fax: 603-222-2259
 150 Dow Street, Manchester, NH 03103
 TITLE: TERMINATION, SMA-f, DC-26.5 GHz, 1W
 SIZE C CAGE CODE 3HT76 DRAWING NUMBER 2002-61XX-0X-CRYO REV B
 SCALE PLATED AREA 50 IN SHEET 1 OF 1